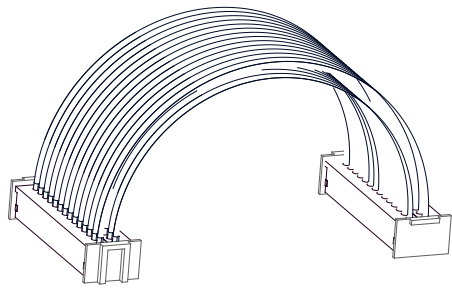




THIS DRAWING CONTAINS INFORMATION THAT IS PROPRIETARY TO J.S.T. AND SHALL NOT BE USED OR SHOWN WITHOUT WRITTEN PERMISSION.

		4		3															
ITEM	QTY.	PART NO.	DESCRIPTION	ITEM	QTY.	PART NO.	DESCRIPTION	ITEM	QTY.	PART NO.	DESCRIPTION	ITEM	QTY.	PART NO.	DESCRIPTION	ITEM	QTY.	PART NO.	DESCRIPTION
1	4	14KR-6S-P	KR CONNECTOR	1	4	14KR-6S-P	KR CONNECTOR	1	4	14KR-6S-P	KR CONNECTOR	1	4	14KR-6S-P	KR CONNECTOR	1	4	14KR-6S-P	KR CONNECTOR
2	8,820 mm	UL1061, 26AWG	BLUE	2	8,820 mm	UL1061, 26AWG	BLUE	2	8,820 mm	UL1061, 26AWG	BLUE	2	8,820 mm	UL1061, 26AWG	BLUE	2	8,820 mm	UL1061, 26AWG	BLUE
3	2	KRWH-28C-H	GRAY	3	2	KRWH-28C-H	GRAY	3	2	KRWH-28C-H	GRAY	3	2	KRWH-28C-H	GRAY	3	2	KRWH-28C-H	GRAY



Electrical Specifications	
Current:	1.0A AC/DC
Voltage:	100V AC/DC

DIMENSIONS All dimensions are in MM with a tolerance of +/- 5.0 unless otherwise specified.		SCALE 1: 1	
DRAWN BY STEVEN PILKINGTON		DESCRIPTION 2.0 mm Pitch KRW Catalog Standard Assembly - 12" Inside Length	
CHECKED BY CHELSEA COLE		ASSEMBLY PART NO. A28KRW28KRW26E305C	
REV.		DRAWING NO. GAM-1076	
DESCRIPTION		DATE 10/29/2021	
DATE			
BY			

REV.	DESCRIPTION	DATE	BY
------	-------------	------	----

4

3

2

1

A

A

B

B

C

C

D

D